

Term 3 Week 6 Update

Dear Parents,

Thank you for your support in adapting to home learning. We have attached a copy of this week's timetable and encourage students to look through the tasks thoroughly before embarking on their week of learning. This will support students in planning out their time effectively and ensuring maximum productivity.

We will be using Google Classroom again as a tool to discuss, share and provide feedback on tasks. We ask that you remind your children that this space be used respectfully and responsibly, for learning. To ensure that students get the necessary feedback to continue their learning the comment feature will be open from 9:00am – 1:00pm. We advise students that this is a tool to be used with restraint, to avoid overloading the feed.

As you may be aware, we have recently been working to integrate technology across all suitable learning areas. We understand that this is not always possible when working at home with poor connections or limited devices. We have included options to work offline where possible and have coded the tasks that require technology so that you can effectively juggle the device demand.

We have highlighted the tasks that we would like submitted to the google classroom to ensure we are able to provide quality and point of need feedback on student work. This system will support the continuity of learning and ensure we are collecting necessary data to track student achievement.

Please email your child's teacher if you have any questions or concerns. We will do our best to answer emails as quickly as we can.


Thank you,
Stage 3 Teachers
16th August 2021







Miss Gemma Hawkins
5/6H Classroom Teacher
Stage 3 Assistant
Principal
Gemma.Hawkins11@det.nsw.edu.au




Miss Kim Eggleton
5/6 E Classroom Teacher
Kim.eggleton4@det.nsw.edu.au





Mr Adam Mitchell
4/5M Classroom Teacher
adam.mitchell19@det.nsw.edu.au




Home Learning – Stage 3 – Term 3 – Week 6

You will need access to a digital device to complete some of the following activities. You may need some support from a parent/carer to complete/ reflect on tasks. Any resources required will be linked or located (L.) in the Google Classroom. Activities that require access to technology will have the symbol next to them.  The following timetable provides the necessary tasks for students to complete to remain up to date with following their learning. Tasks **highlighted green** can be submitted through the Google Classroom to receive feedback and support teachers in tracking student learning. We ask that these tasks are prioritised. The Google Classroom will have the comment feature enabled from 9:00am – 1:00pm which will allow students to ask questions and engage in discussions with their peers. It is essential that this feature is used respectfully and responsibly so that students can be effectively supported at home. This fortnight's smiling mind meditation and focus is goal setting <https://app.smilingmind.com.au/sessions/327/762/>

	Monday	Tuesday	Wednesday	Thursday	Friday
Task	Listen to a Smiling Mind meditation. 	Listen to a Smiling Mind meditation. 	Listen to a Smiling Mind meditation. 	Listen to a Smiling Mind meditation. 	Listen to a Smiling Mind meditation. 
Morning	<p>English</p> <p><u>Spelling</u></p> <p>Read through your spelling list (L. Google Classroom). </p> <p>Use the SMART strategy to go through your words (S- Say, M- Meaning/context, A- Analyse sounds and letters, R- what do you need to Remember and</p>	<p>English</p> <p><u>Spelling</u></p> <p>Copy the words for the day and record their dictionary meanings.</p> <p><u>Reading</u></p> <p>Read a novel of your choice for 20 minutes</p> <p><u>Writing</u></p> <p>Begin writing your report on your chosen location.</p>	<p>English</p> <p><u>Spelling</u></p> <p>Copy the words for the day and jumble the letters. You could choose to get a sibling or friend to solve them.</p> <p><u>Reading</u></p> <p>Read a novel of your choice for 20 minutes</p> <p>Mathematics</p>	<p>English</p> <p><u>Spelling</u></p> <p>Copy the words for the day and jumble the letters. You could choose to get a sibling or friend to solve them. Upload the completed sheet to the Google task.</p> <p><u>Reading</u></p> <p>Read a novel of your</p>	<p>English</p> <p><u>Spelling</u></p> <p>Ask a parent/ carer or sibling to test you on your words. Upload your results to the Google task.</p> <p><u>Reading</u></p> <p>Read a novel of your choice for 20 minutes</p> <p><u>Writing</u></p>

Monday	Tuesday	Wednesday	Thursday	Friday
<p>T- reteach the word.</p> <p>Choose 10 spelling words to work on for the week. Copy the words for the day and complete the segmenting sheet.</p> <p><u>Reading</u></p> <p>Read a novel of your choice for 20 minutes</p> <p><u>Writing</u></p> <p>Begin researching a chosen travel destination. </p> <p>This could be a place you have been or would like to go. The place you choose can be a country, city, town or specific tourist attraction. Make sure to choose wisely as you will need to gather enough information to create a travel brochure.</p> <p>Record the information gathered using the planning scaffold (L.  Google Classroom). Choose your 4 focuses wisely, look at other</p>	<p>You can write this on paper, in a book or using an appropriate device.</p> <p>Your format should reflect the following:</p> <ul style="list-style-type: none"> - Title - Introduction (2-3 sentences) - Focus 1 (5+ sentences) - Focus 2 (5+ sentences) - Focus 3 (5+ sentences) - Focus 4 (5+ sentences) - Conclusion (2-3 sentences including links to additional information) <p>You may need access to a device while writing in case you require any additional information that was not collected during your research.</p>	<p><u>Warm up</u></p> <p>Write your 7 times tables and record your time.</p> <p>Task – Multiplication Part 2</p> <p><u>Video</u></p> <p>Watch the ‘long  multiplication’ videos on Maths Online</p> <p><u>Independent</u></p> <p>Complete the online questions suggested or the appropriate question sheet marked ‘L1’, ‘L2’ or ‘L3’ with level 3 being the most challenging (L. Google Classroom). If you are completing your work on paper, focus on laying out your work neatly.</p> <p>Questions completed online will be sent through to teachers. If you complete the question sheet upload a photo/copy of your work to the Google task.</p>	<p>choice for 20 minutes</p> <p><u>Writing</u></p> <p>Continue writing your report if it is not yet complete. When finished writing your paragraphs use the checklists (L. Google Classroom) to edit your work, make sure when editing to read your work aloud. If possible, you may ask a parent or sibling to read over your work to identify any small spelling or grammar errors you have missed.</p> <p>When finished editing begin planning the layout of your brochure. The final product should be double sided and fold neatly in half or into thirds. Your information will need to be neatly organised and displayed in a logical manner. Your will also need to collect or draw images to accompany your information, see brochure examples for</p>	<p>Create your brochure. You may complete this task digitally or not. If you are completing it digitally you may use templates when working on Microsoft Word or Canva. You may also choose to use the column feature on Google Docs to support your layout if you decide not to use a premade template. This task can similarly be completed without a device by using a single A4 sheet of paper/card with the correct folds.</p> <p>Please ensure your completed brochure includes:</p> <ul style="list-style-type: none"> - Title - 4 focuses - Engaging images - Links to additional information - Bibliography – noting the sources used to collect information. <p>When completed please upload or share a photo</p>

	Monday	Tuesday	Wednesday	Thursday	Friday
	travel brochures for tips (L. Google Classroom) Don't forget to: - record your sources while researching, to avoid plagiarism - avoid Wikipedia and other sources that lack security measures (focus on websites managed by organisations) - Double check any information by cross checking with multiple sources			inspiration (L. Google Classroom)	of your work to the appropriate task in Google Task.
Lunch	Lunch	Lunch	Lunch	Lunch	Lunch
Middle	Mathematics <u>Warm up</u> Write your 6 times tables and record your time. Task – Division <u>Video</u>  Watch the 'long division' video on Maths Online <u>Independent</u>	Mathematics <u>Warm up</u> Write your 7 times tables and record your time. Task – Multiplication Part 1 <u>Video</u>  Watch the 'contracted multiplication' video on Maths Online	Library This time would usually be spent in library, enjoy a good book or look up and find out more about an up and coming author. 150 Years of Sutton Public School Today you would usually	Mathematics <u>Warm up</u> Write your 8 times tables and record your time. Task – Multiplication Part 3 <u>Video</u>  Watch the 'problems involving multiplication' video on Maths Online	Mathematics <u>Warm up</u> Write your 12 times tables and record your time. Task – Area Part 2 <u>Video</u>  Watch the 'length conversions' and the 'area of rectangles and

	Monday	Tuesday	Wednesday	Thursday	Friday
	Continue working on long division. Complete the suggested question sheet marked 'L1', 'L2' or 'L3' with level 3 being the most challenging (L. Google Classroom). If you are completing your work on paper, focus on laying out your work neatly. Upload a photo/copy of your work to the Google task.	<u>Independent</u> Complete the online questions suggested or the appropriate question sheet marked 'L1', 'L2' or 'L3' with level 3 being the most challenging (L. Google Classroom). If you are completing your work on paper, focus on laying out your work neatly.	work with Mrs Walker, looking into Sutton Public Schools rich history. Share your knowledge with someone at home or create a diary entry as if you were a student at Sutton from a past decade.	<u>Independent</u> Complete the online questions suggested or the appropriate question sheet marked 'L1', 'L2' or 'L3' with level 3 being the most challenging (L. Google Classroom). If you are completing your work on paper, focus on laying out your work neatly.	squares' videos on Maths Online. <u>Independent</u> Complete the online questions suggested or the printable questions (L. Maths Online).
Break	Break	Break	Break	Break	Break
Afternoon	Geography Continue working on your Malaysia country study for homework. Poster paper can still be purchased through office works as it is an essential business. If you have already completed this task you may create a short 1-minute speech to explain the development process and your key focuses within your poster.	Science and technology This week is 'Science Week'. Go to the science week website (www.scienceweek.net.au/diy-science/) and find a fun DIY science investigation to complete at home. 	Gardening Classes have been working to support the completion of the sustainable garden on Wednesdays. Take this as an opportunity to check in with the Google Classroom set up by Mrs Croser  or get out in your own garden.	Science and technology <u>Coding</u>  Log into code.org and engage in some problem solving to achieve new outcomes and debug coding errors.	PDHPE Follow some online dance videos or create your own dance to the song Friday feat. Mufasa and Hypeman. If you're feeling confident take a short video and share it to the class feed.

